



City of Petoskey

Commercial & Industrial Energy Efficiency Program

2023 Incentive Application

Ready to start your project? Follow these 3 simple steps.

Step #1: Request Pre-Approval

To ensure that your project is eligible and to reserve funds, please complete, sign and submit:

1. The Pre-Approval Agreement (found on page 2 of this application), completed and signed.
2. The worksheet(s) that are applicable to your project, completed (found on pages 4-13 of this application).
3. Itemized quote/proposal with model numbers from your contractor.
4. If this project is for new construction, please refer to the New Construction application on www.mienergysmart.com.
5. All Projects are subject to inspection before and/or after work is performed.
6. All projects must receive a reservation letter before work is performed.
7. New product specification sheets


Step #2: Complete Your Project

If your project meets the pre-approval criteria, you will receive a letter indicating funds have been reserved. Following the specifications listed in this application, install your equipment within 90 days. Applications that are not completed within 90 days from the date on the acceptance letter are subject to cancellation. All equipment must be installed and operational within 90 days of the date on the acceptance letter or by November 30, 2023, whichever date comes first.

Step #3: Get Your Cash Incentive

Once your project is complete, it's time to request your cash incentive. Within 30 days of project completion, you must submit:

1. The Payment Approval Agreement (found on page 3 of this application), completed and signed.
2. The itemized invoice(s) for materials and any applicable external labor costs, including the following:
 - Contractor's name and contact information
 - Customer's name and contact information
 - Date of invoice
 - Line item cost for each product
 - Quantities of each product
 - Complete product model numbers
 - Labor (and other) expenses listed separately from product costs
 - Total invoice amount



Please submit your documents one of two ways:

Fax 517-203-0658

Email energysmart@franklinenergy.com

Have questions?

Contact us at 877-674-7281.



2023 Energy Smart Commercial & Industrial Program

Pre-Approval Agreement

Pre-Approval Agreement

Please complete and submit this page, along with the appropriate worksheet(s) and quotes with model numbers from your contractor, *before you begin your project*. If you plan to install the equipment yourself (as opposed to hiring a contractor to do so), please submit a quote/proposal for the cost of the equipment from a supplier or distributor. If your project meets the pre-approval criteria, you will receive a letter indicating the funds have been reserved. You can then proceed with completing your project, as described in Step #2 on page 1 of this application.

| | | | | | |
|---|--|------------------|--------------|-----------------------------------|----------|
| Name of Business | | Phone | | Email | |
| Mailing Address | | City | | State | ZIP Code |
| Installation Address | | City | | State | ZIP Code |
| Annual Hours of Operation | City of Petoskey Electric Account Number | | | Taxpayer ID # (SSN/FEIN or Payee) | |
| Building Use (Please Check One): <input type="checkbox"/> New Construction (refer to the New Construction application) <input type="checkbox"/> Office <input type="checkbox"/> Retail <input type="checkbox"/> Warehouse <input type="checkbox"/> Restaurant <input type="checkbox"/> Grocery Store/Supermarket <input type="checkbox"/> Manufacturing <input type="checkbox"/> Lodging <input type="checkbox"/> School (K-12) <input type="checkbox"/> School (College) <input type="checkbox"/> Healthcare Facility <input type="checkbox"/> Other/Miscellaneous | | | | | |
| How did you learn about the program? <input type="checkbox"/> My Utility <input type="checkbox"/> Utility Website <input type="checkbox"/> Online Ad <input type="checkbox"/> Mail/Bill Insert <input type="checkbox"/> Event <input type="checkbox"/> Contractor <input type="checkbox"/> Newspaper <input type="checkbox"/> Radio | | | | | |
| Name of Supplier/Distributor | | | Contact Name | | |
| Name of Installing Contractor | | | Contact Name | | |
| Address | | City | | State | ZIP Code |
| Contractor Phone | | Contractor Email | | | |
| Certifications and Signature I hereby certify that: 1. The information contained in this application is accurate and complete. 2. All rules of this incentive application have been followed. 3. I have read and understand the Terms and Conditions included with this document. I agree to verification of equipment installation which may include a site inspection by a program or utility representative. I understand that I am not allowed to receive more than one incentive from this program on any piece of equipment. I hereby agree to indemnify, hold harmless and release the utility from any actions or claims in regard to the installation, operation and disposal of equipment (and related materials) covered herein, including liability from any incidental or consequential damages. | | | | | |
| Customer Signature | | | | Date Submitted | |
| Print Customer Name | | | | Estimated Completion Date | |

You can submit your documents one of two ways...

FAX
517-203-0658

EMAIL
energysmart@franklinenergy.com



2023 Energy Smart Commercial & Industrial Program Payment Approval Agreement

Payment Approval Agreement

Please complete and submit this page, along with your itemized invoice(s), within 30 days of project completion.

| | | | |
|--|------|------------------------------|-------------------------------|
| Name of Business | | | |
| Total Project Cost | | Total Incentives Requested | Pre-Approval Incentive Amount |
| Mailing Address | | City | State |
| | | | ZIP Code |
| Installation Address | | City | State |
| | | | MI |
| | | | ZIP Code |
| Print Name | Date | Installation Completion Date | |
| Certifications and Signature I certify that I am an eligible City of Petoskey electric utility customer and that the efficiency measures in this application were installed in this facility in 2023. I certify that I have read and complied with the Terms and Conditions of this application. By submitting this application, I understand that this facility may be inspected by employees or contractors/subcontractors of City of Petoskey to verify installation of any and all measures applied for in this application and that the project follows all program guidelines. | | | |
| Customer Signature (Must Be Same Person Who Signed Pre-Approval Agreement) | | | |

OPTIONAL: Complete section below **ONLY** if incentive is to be paid to a third-party other than the customer.

| | | | | | |
|---|--|--|------|---------------|--|
| Make Payable To | | Contact Name | | Contact Phone | |
| Mailing Address | | City | | State | |
| | | | | ZIP Code | |
| Taxpayer ID # (FEIN or Payee) | | Tax Status (Please Check One): | | | |
| | | <input type="checkbox"/> Corporation <input type="checkbox"/> Tax Exempt <input type="checkbox"/> Individual <input type="checkbox"/> Other: | | | |
| Print Name | | | Date | | |
| Certifications and Signature I am authorizing the payment of the incentive to the third party named above, and I understand that I will not be receiving the incentive payment. I also understand that my release to a third party does not exempt me from the program requirements outlined in the Terms and Conditions. | | | | | |
| Customer Signature (Must Be Same Person Who Signed Pre-Approval Agreement) | | | | | |
| I certify that I have read and complied with the Terms and Conditions of this application. | | | | | |
| Third Party Rebate Recipient Signature | | | | | |

You can submit your documents one of two ways...

FAX
517-203-0658

EMAIL
energysmart@franklinenergy.com



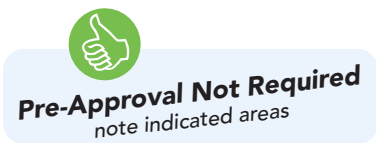
Lighting & Lighting Controls Worksheet (one-for-one unit replacement)

All lighting projects are required to comply with the IESNA recommended lighting levels or local code.

| Measure | Specs | Quantity | \$ / Unit | Total |
|--|---|----------|--------------------------|-------|
| Screw-In Lamps | | | | |
| LED Lamp replacement screw base CFL | Replace CFL with ENERGY STAR LED. | | \$1 / Lamp | |
| LED A Series (replacing incandescent) | Replace an incandescent lamp with ENERGY STAR LED. | | \$2 / Lamp | |
| LED Decorative (replacing incandescent) | | | \$4 / Lamp | |
| LED MR16 Lamp (less than 10W) | | | \$4 / Lamp | |
| LED PAR/BR Lamp | | | \$5 / Lamp | |
| | | | | |
| Interior Fixtures | | | | |
| LED Downlight Fixture | Replace incandescent lamped fixture with ENERGY STAR LED fixture. | | \$20 / Fixture | |
| LED Exit Signs | Replacement or retrofit of an incandescent or fluorescent exit sign with LED. | | \$13 / Fixture | |
| General Lighting Controls | | | | |
| General Lighting Controls: < 150 sq ft | Available for passive infrared (PIR) and ultrasonic sensors. Sensor installed for single fixture are only eligible for < 150 sq ft with the exception of single highbay fixture which are eligible for the 150-500 sq ft offering. | | \$10 / Sensor | |
| Interior Occupancy Sensors: 150-500 sq ft | | | \$20 / Sensor | |
| Interior Occupancy Sensors: > 500 sq ft | | | \$50 / Sensor | |
| Exterior Occupancy Sensors | Retrofit applications only. Baseline lighting system must operate continuously during night hours. | | \$0.25 / watt controlled | |
| Exterior Multi-step Dimming Time Clock | Controlled lighting fixtures must operate at no more than 50% full rated power for at least five hours per night. | | \$0.10 / watt controlled | |
| Interior Daylight Harvesting Sensor | The controls can be on/off, stepped or dimming and must vary the light output based on the level of sunlight received. The floor plan and control schedule must be submitted. Cannot be used with occupancy sensor. | | \$0.09 / sq ft | |
| Comprehensive Lighting Controls | | | | |
| Incentives for occupancy sensors or daylight controls cannot be received for same areas controlled by comprehensive lighting controls. Control schedule and floor plans must be submitted. | | | | |
| Interior Central Lighting Control | For automated central controls with override capability in interior spaces. Must be programmed considering occupant's schedule. Can include time clocks, package programmable relay panels and complete building automation controls. | | \$0.06 / sq ft | |
| Network Lighting Controls | For central control of interior and/or exterior spaces. Must have step dimming, remote interface and control and small zone control capability. Must be on DLC Qualified Product List of Networked Lighting Controls and include three (3) savings control strategies including but not limited to time scheduling, daylight harvesting, occupancy/vacancy sensing, task tuning, load shedding, or high end trim. | | \$0.17 / sq ft | |

Lighting & Lighting Controls Worksheet Incentive Subtotal, page 4: \$

Lighting Worksheet continues on page 5.





Lighting & Lighting Controls Worksheet, continued

All lighting projects are required to comply with the IESNA recommended lighting levels or local code.

| Interior Lighting - Non-High Bay | | | |
|---|-------------------------|----------------|------------|
| Incentives are eligible for replacement of interior linear fluorescent fixtures/retrofits. Incentive is \$0.08/kWh for LED. All new fixtures and retrofits must be DLC. Use wattage listed on DLC sites for proposed fixture or lamps. | | | |
| Existing Fixture: | | Watts/Fixture: | Quantity: |
| Proposed Fixture: | | Watts/Fixture: | Quantity: |
| <input type="checkbox"/> Lamp-only replacement | Annual Operating Hours: | | |
| Total: | Watts Saved: | kWh Saved: | Incentive: |
| Existing Fixture: | | Watts/Fixture: | Quantity: |
| Proposed Fixture: | | Watts/Fixture: | Quantity: |
| <input type="checkbox"/> Lamp-only replacement | Annual Operating Hours: | | |
| Total: | Watts Saved: | kWh Saved: | Incentive: |
| Existing Fixture: | | Watts/Fixture: | Quantity: |
| Proposed Fixture: | | Watts/Fixture: | Quantity: |
| <input type="checkbox"/> Lamp-only replacement | Annual Operating Hours: | | |
| Total: | Watts Saved: | kWh Saved: | Incentive: |

Standard Wattage Tables

| Standard Wattage Table | |
|------------------------|---------|
| Fixture | Wattage |
| HID 50W | 61 |
| HID 70W | 89 |
| HID 100W | 120 |
| HID 150W | 174 |
| HID 175W | 194 |
| HID 200W | 230 |
| HID 250W | 290 |
| HID 400W | 455 |
| HID 750W | 850 |
| HID 1000W | 1080 |

| Existing 4 Foot Linear Fluorescent Fixtures | | | | | |
|---|--------|--------------------|--------------------|--------|--------------|
| | T8 F32 | T12 F40 34W Mag | T12 F48 40W Mag | T5 F28 | T5 F54 HO |
| 1 Lamp | 30 | 43 | 51 | 33 | 59 |
| 2 Lamp | 59 | 72 | 82 | 63 | 117 |
| 3 Lamp | 88 | 115 | 133 | 96 | 179 |
| 4 Lamp | 115 | 144 | 164 | 126 | 234 |
| 6 Lamp | 162 | 216 | 266 | 192 | 351 |
| 8 Lamp | 230 | 288 | 328 | 252 | 468 |
| 10 Lamp | 295 | 360 | 410 | 315 | 585 |
| 12 Lamp | 345 | 460 | 492 | 384 | 702 |

| Existing U Lamp Fixtures | | |
|--------------------------|---------|----------|
| | T8 FU32 | T12 FU40 |
| 1 Lamp | 29 | 43 |
| 2 Lamp | 55 | 63 |
| 3 Lamp | 81 | 115 |

| Existing 2 Foot Fluorescent Fixture | | |
|-------------------------------------|--------|---------|
| | T8 F17 | T12 F20 |
| 1 Lamp | 18 | 25 |
| 2 Lamp | 33 | 50 |
| 3 Lamp | 47 | 71 |
| 4 Lamp | 59 | 100 |

| Existing 8 Foot Linear Fluorescent Fixtures | | | | |
|---|-----------------------|---------------------------|-----------------------|-------------------------------|
| | T12 Mag (60W lamp) | T12 Mag STD (75W lamp) | T12 Mag (95W lamp) | T12 HO Mag STD (110W lamp) |
| 1 Lamp | 75 | - | 112 | - |
| 2 Lamp | 128 | 173 | 227 | 257 |

| |
|--|
| Lighting & Lighting Controls Worksheet Incentive Subtotal, page 5: \$ |
|--|

Lighting Worksheet continues on page 6.

Note: Customer acknowledges and agrees that Customer cannot apply for, nor receive, incentives for the same product, equipment or service from more than one utility unless there are both electric and gas savings.



Lighting & Lighting Controls Worksheet, continued

All lighting projects are required to comply with the IESNA recommended lighting levels or local code.

| Interior Lighting — All High Bay Lighting, 15 feet and above for ceiling height | | | |
|---|--------------------------------------|----------------------------|------------|
| <p>Incentives are eligible for replacing High Bay Fixtures with interior High Bay LED fixture, retrofit kits or lamps. Incentive is \$0.30 per watt reduced. Incentive for DLC Premium fixtures or retrofit kits is \$0.40 per watt reduced. All new fixtures, retrofits or lamps must be DLC. Existing wattages used must come off of the Standard Wattage Table on page 4. Use wattage listed on DLC sites for proposed fixture for lamps.</p> | | | |
| Existing Fixture: | | Watts/Fixture: | Quantity: |
| Proposed Fixture: | | Watts/Fixture: | Quantity: |
| <input type="checkbox"/> Lamp-only replacement | <input type="checkbox"/> DLC Premium | Total: Watts Saved: | Incentive: |
| Existing Fixture: | | Watts/Fixture: | Quantity: |
| Proposed Fixture: | | Watts/Fixture: | Quantity: |
| <input type="checkbox"/> Lamp-only replacement | <input type="checkbox"/> DLC Premium | Total: Watts Saved: | Incentive: |
| Existing Fixture: | | Watts/Fixture: | Quantity: |
| Proposed Fixture: | | Watts/Fixture: | Quantity: |
| <input type="checkbox"/> Lamp-only replacement | <input type="checkbox"/> DLC Premium | Total: Watts Saved: | Incentive: |
| Existing Fixture: | | Watts/Fixture: | Quantity: |
| Proposed Fixture: | | Watts/Fixture: | Quantity: |
| <input type="checkbox"/> Lamp-only replacement | <input type="checkbox"/> DLC Premium | Total: Watts Saved: | Incentive: |
| Exterior Lighting | | | |
| <p>Incentives are eligible for the replacement or retrofit of an exterior fixture with LED fixture, retrofit kit, or lamp which have a reduced input wattage of at least 40%. Incentives are per fixture and are based on the nominal lamp wattage of the original fixture. Incentive is for fixtures that operate less than 24 hours per day. Incentive is \$0.35 per watt reduced. Incentive for DLC Premium fixtures or retrofit kits is \$0.45 per watt reduced. Existing wattages must come off of the Standard Wattage Table on page 4. All new fixtures and retrofits must be DLC. Use wattage listed on DLC sites for proposed fixture or lamps.</p> | | | |
| Existing Fixture: | | Watts/Fixture: | Quantity: |
| Proposed Fixture: | | Watts/Fixture: | Quantity: |
| <input type="checkbox"/> DLC Premium | Total: | Watts Saved: | Incentive: |
| Existing Fixture: | | Watts/Fixture: | Quantity: |
| Proposed Fixture: | | Watts/Fixture: | Quantity: |
| <input type="checkbox"/> DLC Premium | Total: | Watts Saved: | Incentive: |
| Existing Fixture: | | Watts/Fixture: | Quantity: |
| Proposed Fixture: | | Watts/Fixture: | Quantity: |
| <input type="checkbox"/> DLC Premium | Total: | Watts Saved: | Incentive: |
| Existing Fixture: | | Watts/Fixture: | Quantity: |
| Proposed Fixture: | | Watts/Fixture: | Quantity: |
| <input type="checkbox"/> DLC Premium | Total: | Watts Saved: | Incentive: |
| <p style="text-align: right;">Lighting & Lighting Controls Worksheet Incentive Subtotal, page 6:</p> | | | \$ |
| <p style="text-align: right;">Lighting & Lighting Controls Worksheet Incentive TOTAL:</p> | | | \$ |



HVAC & HVAC Controls Worksheet

| Measure | Heat Pump Specs | AC Specs | Quantity | \$ / Unit | Total |
|--|-----------------|--|--|------------|-------|
| Central Packaged/Split System Replacement | | | | | |
| Air Conditioner/ Air-Source Heat Pump | ≤ 5.4 Tons | ENERGY STAR® qualified: • 16 SEER/15.2 SEER2 • 9.2 HPSF/ 7.8 HPSF2 (HP Split System) • 8.5 HPSF/ 7.2 HPSF2 (HP Package) | ENERGY STAR qualified: 16 SEER / 15.2 SEER2 | \$50 / Ton | |
| | ≤ 11.25 Tons | 11.8 EER/12.8 IEER, 3.4 COP | 12.4 EER / 17.8 IEER | \$50 / Ton | |
| | ≤ 20 Tons | 10.9 EER/12.0 IEER, 3.3 COP | 12.5 EER / 16.8 IEER | \$50 / Ton | |
| | ≤ 63.3 Tons | 10.3 EER/12.1 IEER, 3.2 COP | 10.6 EER / 12.1 IEER | \$50 / Ton | |
| | > 63.3 Tons | 10.3 EER/12.1 IEER, 3.2 COP | 10.2 EER | \$50 / Ton | |

| Measure | Sizes | FL Specs | IPLV Specs | Quantity | \$ / Unit | Total |
|--|----------------------|---------------|---------------|----------|------------|-------|
| HVAC Chiller Replacement | | | | | | |
| Incentives are not available for back-up or redundant chillers. Qualification and incentive based on ratings at AHRI Conditions. Must meet full-load (FL) OR part-load (IPLV). | | | | | | |
| Air-Cooled | All Sizes | ≤ 1.14 kW/ton | ≤ 0.71 kW/ton | | \$40 / Ton | |
| Water-Cooled Positive Displacement | ≤ 150 Tons | ≤ 0.69 kW/ton | ≤ 0.46 kW/ton | | \$40 / Ton | |
| | ≤ 300 Tons | ≤ 0.63 kW/ton | ≤ 0.41 kW/ton | | \$40 / Ton | |
| | > 300 and ≤ 600 Tons | ≤ 0.58 kW/ton | ≤ 0.38 kW/ton | | \$40 / Ton | |
| Water-Cooled Centrifugal | ≤ 150 Tons | ≤ 0.58 kW/ton | ≤ 0.41 kW/ton | | \$40 / Ton | |
| | ≤ 300 Tons | ≤ 0.58 kW/ton | ≤ 0.37 kW/ton | | \$40 / Ton | |
| | ≤ 600 Tons | ≤ 0.53 kW/ton | ≤ 0.35 kW/ton | | \$40 / Ton | |

| Measure | Specs | Quantity | \$ / Unit | Total |
|--|-----------------------------------|----------|------------|-------|
| Computer Room Air Conditioning (CRAC) | | | | |
| High Efficiency CRAC Unit | Air Cooled; min SCOP = 2.2 | | \$14 / MBH | |
| | Water Cooled; min SCOP = 2.51 | | | |
| | Glycol Cooled; min SCOP = 2.08 | | | |
| CRAC Unit Economizer | Air Cooled Refrigerant Economizer | | \$35 / MBH | |
| | Air Cooled Air Side Economizer | | | |
| | Glycol Cooled Glycol Economizer | | | |
| VFD on Existing CRAC Unit Process Fans | | | \$150 / HP | |
| Data Room Hot/Cold Aisle Configuration | Return Air Temp Increase ≥ 5°F | | \$10 / MBH | |
| | Return Air Temp Increase ≥ 10°F | | \$20 / MBH | |

| Measure | Specs | Quantity | \$ / Unit | Total |
|---|--|----------|--------------|-------|
| Maintenance | | | | |
| Air-Cooled & Water-Cooled Chiller Tune-Up | Chiller must be ≥ 20 Tons. Eligible every 2 years. | | \$350 / Unit | |
| Cogged Belt Drive | Cogged belt replacing standard V-shaped belt. | | \$5 / HP | |
| Synchronous Belt Drive | Synchronous belt replacing standard V-shaped belt. | | \$9 / HP | |

HVAC & HVAC Controls Worksheet Incentive Subtotal, page 7: \$

HVAC & HVAC Controls Worksheet continues on page 8.



HVAC & HVAC Controls Worksheet, continued

| Measure | HP | Quantity | \$ / Unit | Total |
|--|----|----------|------------|-------|
| Variable Frequency Drives (VFD) - HVAC | | | | |
| Drives must be added to existing pumping or air handling applications related to HVAC applications. VFDs must be automatically controlled by a variable signal and have load diversity that will result in savings through motor speed variation. To qualify for HVAC equipment the motor size must be ≤ 100 HP and annual hours must be ≥ 1800 hours. Redundant units, soft start, back-up units and replacements of existing VFDs do not qualify. See Manufacturing section for process options. | | | | |
| HVAC Fan | | | \$60 / HP | |
| HVAC Fan | | | \$60 / HP | |
| HVAC Pump | | | \$75 / HP | |
| HVAC Pump | | | \$75 / HP | |
| ECM Pump | | | \$100 / HP | |
| ECM Pump | | | \$100 / HP | |

| Measure | Specs | Quantity | \$ / Unit | Total |
|--|---|----------|---------------------|-------|
| HVAC Controls | | | | |
| Building Temperature Controls | Must control central AC and replace a non-programmable building management system. The new system must offer time of day controls and a minimum temperature setback of 8 degrees (heating/cooling). | | \$45 / 1,000 sq ft | |
| Occupancy Sensor Control for HVAC | Installation of new controls to an existing EMS system which automatically control the HVAC system based on occupancy sensors. Provide wiring schematic at the time of submitting pre-approval. | | \$30 / 1,000 sq ft | |
| Constant Volume AHU to VAV | Converting constant volume air handling system to a variable air volume. Must have reheat and supply at least four zones. | | \$450 / 1,000 sq ft | |
| Air Side Economizer | Available for air handling units supplying air conditioning which have none or inoperable economizer controls. | | \$15 / ton | |
| Critical Zone Supply Air Reset Control | Available for addition of critical zone reset (static pressure reset) controls to VAV system. Airflow at each VAV box must be monitored and adjust control sequences must be in accordance to ASHRAE 90.1. | | \$35 / ton | |
| Advanced Rooftop HVAC Control | For addition of enhanced ventilation control to single-zone packaged HVAC units or rooftops. Must include: advanced digital economizer control system, demand control ventilation and VSD supply fan. | | \$80 / ton | |
| Chilled Water Reset 5°F | Available for installing a chiller water reset to allow supply chilled water temperature to increase based by 5°F or 10°F based on either zone demand or outdoor air temperature. Provide reset schedule. Reset schedules with chillers in economizing mode do not qualify. | | \$15 / ton | |
| Chilled Water Reset 10°F | | | \$30 / ton | |
| Optimized Chiller Plant Sequencing | Implementation of automated optimized chiller sequencing in existing chiller plants (2 or more chillers) where the existing chillers currently operate with stand-alone controls. Water-cooled plants must also control corresponding cooling towers and condenser water pumps. | | \$4 / ton | |
| Hotel GREM Controls – A/C with Electric Heat | For sensors which automatically control HVAC equipment. Incentive is for new controls only and is offered per room installed. | | \$65 / Unit | |
| Hotel GREM Controls – A/C with Gas Heat | | | \$10 / Unit | |

| | |
|---|-----------|
| HVAC & HVAC Controls Worksheet Incentive Subtotal, page 8: | \$ |
| HVAC & HVAC Controls Worksheet Incentive TOTAL: | \$ |



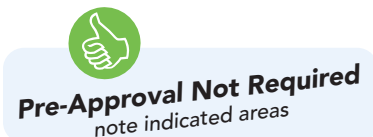
2023 Energy Smart Commercial & Industrial Program Compressed Air Worksheet

Compressed Air & Industrial Worksheet

| Measure | Specs | Quantity | \$ / Unit | Total |
|---|---|----------|----------------|-------|
| Compressed Air Equipment | | | | |
| VSD Air Compressor (< 301 HP) | Replacement of constant speed compressor with rotary screw compressor controlled by a VSD. Annual operating hours must be more than 2000 hours. Not available for back up/redundant compressor. | | \$150 / HP | |
| Variable Displacement Air Compressor | New variable displacement screw compressor replacing a screw compressor with modulating or load/no load control. Annual operation hours ≥ 4000 hours. | | \$35 / HP | |
| Two Stage Rotary Screw Air Compressor | New two-stage screw compressor of at least 50 HP. | | \$20 / HP | |
| Desiccant to Refrigerated Air Dryer | New externally heated or blower purge air dryer replacing a desiccant dryer. Dryers installed on inlet modulating compressors are not eligible. | | \$4 / SCFM | |
| Heat of Compression Air Dryer | Waste heat from oil-free air compressor used to regenerate desiccant dryer. System HP must be greater than 50. | | \$4 / SCFM | |
| Refrigerated Cycling Thermal Mass Air Dryer | Available for replacing a non-cycling refrigerated air dryer with a cycling refrigerated dryer of equal capacity. | | \$2 / SCFM | |
| Variable Speed Air Dryer | | | \$2 / SCFM | |
| Refrigerated Cycling Digital Scroll Air Dryer | | | \$2 / SCFM | |
| Dew-Point Sensor Control for Desiccant Dryer | Available for dewpoint sensor control as a retrofit or an option on a new dryer. Dryers installed on inlet modulating compressors are not eligible. | | \$5 / SCFM | |
| Compressed Air Storage Tank (If going from < 1 gal/cfm to > 5 gal/cfm, the < 1 to > 3 and < 3 to > 5 measures can be used concurrently. HP and gal/cfm used must be from the trim compressor. Only for screw compressor systems operating greater than 90 psig.) | Existing: ≤ 1 gal/cfm to new ≥ 3 gal/cfm | | \$50 / HP | |
| | Existing: ≤ 3 gal/cfm to new ≥ 5 gal/cfm | | \$50 / HP | |
| | Existing: ≤ 5 gal/cfm to new ≥ 10 gal/cfm | | \$30 / HP | |
| Air Compressor Outside Air Intake | Ducted outside air must provide compressed air supply. Compressor must run at least 2000 hours at 80 psig or greater. | | \$8.50 / HP | |
| Flow Controller | The actual air compressor discharge pressure set point must be reduced by 5 psig, must be a minimum of 50 horsepower. | | \$10 / HP | |
| Engineered Nozzles | A new compressed air nozzle installed on an open pipe or tube. Usage must be greater than 1000 hours. | | \$150 / Nozzle | |
| Low-Pressure Drop Air Filters for Compressed Air | New low pressure drop filter (PSID ≤ 1 initial differential) replacing a standard coalescing filter. | | \$5 / HP | |
| No-loss Drains – Compressed Air | Replacing manual or timer drains. | | \$150 / Drain | |

Compressed Air & Industrial Worksheet Incentive Subtotal, page 9: \$

Compressed Air & Industrial Worksheet continues on page 10.





2023 Energy Smart Commercial & Industrial Program Compressed Air Worksheet

Compressed Air & Industrial Worksheet, continued

| Measure | Description | Quantity | \$ / Unit | Total |
|--|---|----------|-----------|-------|
| Compressed Air Energy Audit and Leak Reduction | | | | |
| <p>Incentives are available for the repair of a minimum of 50% of leaks by CFM documented in a leak audit of a compressed air system which was performed by a qualified, independent contractor. Customer or contractor can repair the leaks. Pre-approval is required prior to repairing leaks.</p> <div style="display: flex; justify-content: space-between;"> <div style="width: 45%;"> <p>To qualify for pre-approval:</p> <p>Submit evidence of the compressed air audit leaks utilizing a spreadsheet detailing:</p> <ul style="list-style-type: none"> <input type="checkbox"/> Date of inspection. <input type="checkbox"/> The leak locations. <input type="checkbox"/> Estimated size of leak by volume (SCFM). <input type="checkbox"/> Secure a tag at each leak location stating data above. </div> <div style="width: 45%;"> <p>To receive incentive payment:</p> <p>Submit payment form, invoice and evidence of the compressed air leaks utilizing a spreadsheet and notes on tags detailing:</p> <ul style="list-style-type: none"> <input type="checkbox"/> Date of repair. <input type="checkbox"/> The leak locations. <input type="checkbox"/> Name of person who completed the repair. <input type="checkbox"/> Leave updated tags in place for up to 30 days or until post inspection is performed. </div> </div> | | | | |
| Compressed Air Leak Audit AND Repair of 50% of Documented Leaks by Volume | <input type="checkbox"/> VSD <input type="checkbox"/> Non-VSD | | \$15 / HP | |

| Measure | Description | Quantity | \$ / Unit | Total |
|---|-------------|----------|-----------|-------|
| Variable Frequency Drives (VFD) - Process | | | | |
| <p>Drives must be added to existing pumping or air handling applications related to process applications. VFDs must be automatically controlled by a variable signal and have load diversity that will result in savings through motor speed variation. To qualify for Process equipment, motor size must be ≤ 50 HP and annual hours must be ≥ 2,000 hours. Redundant units, soft start, back-up units and replacements of existing VFDs do not qualify.</p> | | | | |
| Process Fan | | | \$75 / HP | |
| Process Fan | | | \$75 / HP | |
| Process Pump | | | \$75 / HP | |
| Process Pump | | | \$75 / HP | |

| Measure | Description | Quantity | \$ / Unit | Total |
|---------------------------|---|----------|-------------------|-------|
| Plastics Industry | | | | |
| Injection Molding Machine | All-Electric replacing existing hydraulic or expanded capacity. | | \$20 / metric ton | |
| | Hybrid (servo hydraulic) replacing existing hydraulic or expanded capacity. | | \$20 / metric ton | |
| | New VSD hydraulic machine or VSD retrofit to existing hydraulic machine. 4,000 annual hours minimum. | | \$10 / metric ton | |
| Barrel Wrap Insulation | Available for insulated blanket installed around uninsulated barrels of extruders or injection molders. | | \$100 / sq. ft. | |

| | |
|---|----|
| Compressed Air & Industrial Worksheet Incentive Subtotal, page 10: | \$ |
| Compressed Air & Industrial Worksheet Incentive TOTAL: | \$ |



2023 Energy Smart Commercial & Industrial Program Refrigeration Worksheet

Refrigeration Worksheet

| Measure | Specs | Quantity | \$ / Unit | Total |
|--|---|----------|----------------------|-------|
| Commercial Refrigeration Systems | | | | |
| Floating Head Pressure Control | Available for systems without control. Controls must vary head pressure based on outdoor air temperature with at least 20°F variance must be achieved in milder weather. Capped at 50% of project cost. | | \$125 / Ton | |
| Anti-Sweat Heater Controls | Controls which monitor relative humidity and turn off anti-sweat heaters when appropriate. | | \$80 / Door | |
| No Heat Reach-In Case Doors | Replace existing case door with special glass door that requires no anti-sweat heat. | | \$150 / Door | |
| LED Grocery Case Lighting | Replace T12 or T8 with DLC listed LED lighting in refrigerator or freezer cases. | | \$40 / Door | |
| Occupancy Sensor for LED Case Lighting | Sensors which automatically turn on LED cooler lighting when motion is detected. | | \$10 / Door | |
| Walk-In or Case Cooler/Freezer ECM | Replacement of PSC or shaded pole evaporator motors with an ECM motor. | | \$100 / Motor | |
| Evaporator Fan Motor Control | Available for walk-in units where fan(s) run continuously. Must lower air flow when there is no refrigerant flow through evaporator. Must be > 15 and < 40 cubic feet. | | \$50 / Controller | |
| Evaporator Fan Motor Control with Demand Defrost – Cooler | Available for waik-in units where fan(s) run continuously and defrost is on a time clock. | | \$4 / Ton | |
| Evaporator Fan Motor Control with Demand Defrost – Freezer | | | \$40 / Ton | |
| Cooler/Freezer Defrost Control | Refrigerator must be used in a commercial setting. Must be > 15 and < 40 cubic feet. | | \$20 / Ton | |
| Cooler/Freezer Door Gaskets | Installation of new gaskets to reduce air infiltration on a cooler or freezer door. | | \$2.50 / Linear Foot | |
| Cooler Night Covers | Vertical covers designed for refrigerated display cases. Incentive is based on linear length of cooler and the time per day covers are used. | | \$1 / Foot / Hour | |
| Cooler Strip Curtains | Installation of new curtains isolating a cold storage area. | | \$5 / ft2 | |
| Freezer Strip Curtains | Installation of new curtains isolating a freezer storage area. | | \$25 / ft2 | |
| High Speed Door (Cooler-Dock) | High speed door replacing strip curtains between a cooler space and dock space. | | \$15 / Door | |
| High Speed Door (Cooler-Freezer) | High speed door replacing strip curtains between a cooler space and freezer space. | | \$70 / Door | |
| High Speed Door (Freezer-Dock) | High speed door replacing strip curtains between a freezer space and dock space. | | \$145 / Door | |
| Recycling of Refrigerators | Refrigerator must be used in a commercial setting. Must be > 15 and < 40 cubic feet. | | \$50 / Unit | |

Refrigeration Worksheet Incentive TOTAL: \$



2023 Energy Smart Commercial & Industrial Program Food Service, Computers and EV Worksheet

Food Service, Computers and EV Worksheet

| Measure | Specs | Product Information | Quantity | \$ / Unit | Total |
|---|--|-----------------------|--------------|--------------------------------------|-------|
| Commercial Kitchen Systems | | | | | |
| ENERGY STAR® Refrigerator Check one: <input type="checkbox"/> Solid Door <input type="checkbox"/> Glass Door | | _____ ft ³ | | \$100 / Unit | |
| ENERGY STAR Freezer Check one: <input type="checkbox"/> Solid Door <input type="checkbox"/> Glass Door | | _____ ft ³ | | \$100 / Unit | |
| ENERGY STAR Ice Machine | | lbs/day | | \$400 / Unit | |
| ENERGY STAR Electric Steam Cooker | 3-pan | Unit | | \$900 / Unit | |
| | 4-pan | Unit | | \$1000 / Unit | |
| | 5-pan | Unit | | \$1100 / Unit | |
| | 6-pan | Unit | | \$1200 / Unit | |
| ENERGY STAR Electric Fryer | | | \$80 / Unit | | |
| ENERGY STAR Hot Holding Cabinets | Full | Unit | | \$400 / Unit | |
| | 3/4 | Unit | | \$300 / Unit | |
| | Half | Unit | | \$200 / Unit | |
| ENERGY STAR Commercial Dishwasher | | | \$600 / Unit | | |
| Computer Controls | | | | | |
| Network Power Management Software | New installation must allow centralized control at the server level of the power management settings (sleep mode and shutdown) of desktop computers on a distributed network and must report energy savings. | | | \$8 / PC controlled | |
| Computer Controls | | | | | |
| Connected EV Charger | Must be a Level 2 or Level 3 Charger. Must be 240 volts and hard-wired. Must have Wi-Fi connectivity. Subject to funding availability. Multiple chargers at MPPA members approval. | | | \$80/kW capped at \$2000 per charger | |

| | |
|--|-----------|
| Food Service, Computers and EV Worksheet Incentive TOTAL: | \$ |
|--|-----------|



Custom Worksheet

These incentives are available to customers for energy-saving measures that are not covered by the prescriptive portion of the program. Custom incentives are based on the first-year energy (kWh) savings.

| | | |
|--|---------------------------------|-------------------------------------|
| When applying for pre-approval of a custom project, you must submit the following items: 1. Completed and signed Pre-Approval Agreement (page 2) 2. Completed Custom Worksheet (below) 3. Itemized quote/proposal for all related materials and any external labor 4. Manufacturer's specification sheets for all equipment | Custom Incentive Rate | |
| | Lighting \$0.10 / kWh | Non-lighting \$0.12 / kWh |

| Custom Project – Item 1 | | | |
|---------------------------|---------------|--------------------------------|------------------------------|
| Before Retrofit: | | Existing Wattage | |
| After Retrofit: | | Proposed Wattage | |
| Electric Rate (\$ / kWh): | Project Cost: | Annual Operating Hours: | Payback Period*: |
| Total: | | Calculated Annual kWh Savings: | Calculated Incentive: |

| Custom Project – Item 2 | | | |
|---------------------------|---------------|--------------------------------|------------------------------|
| Before Retrofit: | | Existing Wattage | |
| After Retrofit: | | Proposed Wattage | |
| Electric Rate (\$ / kWh): | Project Cost: | Annual Operating Hours: | Payback Period*: |
| Total: | | Calculated Annual kWh Savings: | Calculated Incentive: |

| Custom Project – Item 3 | | | |
|---------------------------|---------------|--------------------------------|------------------------------|
| Before Retrofit: | | Existing Wattage | |
| After Retrofit: | | Proposed Wattage | |
| Electric Rate (\$ / kWh): | Project Cost: | Annual Operating Hours: | Payback Period*: |
| Total: | | Calculated Annual kWh Savings: | Calculated Incentive: |

* Payback Period must be greater than or equal to one (1) and less than or equal to eight (8) years to receive the incentive. $Payback\ period = \frac{Incremental\ Measure\ Cost}{(Annual\ kWh\ Saved \times Electricity\ Rate)}$

| | |
|--|----|
| Total Custom Measure Cost: | \$ |
| Custom Worksheet Incentive TOTAL: (Cannot exceed 50% of the total custom project cost) | \$ |

| | |
|---|----|
| Lighting & Lighting Controls | \$ |
| HVAC & HVAC Controls | \$ |
| Compressed Air & Industrial | \$ |
| Refrigeration | \$ |
| Food Service, Computers & Electric Vehicle Charging | \$ |
| Custom | \$ |
| All Worksheet Incentive TOTAL: | \$ |

Note: Customer acknowledges and agrees that Customer cannot apply for, nor receive, incentives for the same product, equipment or service from more than one utility unless there are both electric and gas savings.



Terms and Conditions

- 1. Eligibility:** These incentives are offered by your Energy Smart utility to commercial and industrial electric customers installing energy efficient equipment only. For questions regarding eligibility, call 877-674-7281.
- 2. Incentive Offer:** Energy efficient equipment subject to incentive from your Energy Smart utility must be installed and operational by November 30, 2023. Applicant has 90 days from the date of the acceptance letter to complete the proposed project. Applications that are not completed within 90 days are subject to cancellation. Additionally, invoice(s) related to the equipment upgrade must be submitted to Energy Smart within 30 calendar days of installation (completion) and no later than November 30, 2023. Please keep a copy for your records. Incentives are calculated based on prescriptive incentive rates and shall not exceed the total cost of equipment, labor, and other associated project costs.
- 3. Project Documentation Requirements:** Customer will have to provide your Energy Smart utility with the documentation as listed in the instructions (page 1). If Customer does not provide the required project documents to Energy Smart at pre-approval and payment stages, the project may be disqualified from the program. The project may also be disqualified if pre-approval is not received, unless otherwise noted on the application.
- 4. Energy Efficiency Improvement Qualifications:** Increased energy efficiency resulting from peak shaving, demand limiting, or operating schedule changes does not qualify. To qualify, lighting equipment must have a planned minimum usage of 1,800 hours per year. Non-lighting equipment must have a planned minimum usage of 1,500 hours per year. If Customer's equipment does not meet required usage hours per year, an incentive cannot be offered. If Customer has questions or concerns about above qualifications, Customer may contact Energy Smart to discuss.
- 5. Incentive Limit:** Prescriptive and Custom project applications may receive or cumulate a maximum of \$4,000 combined per customer name and/or business entity each calendar year. Incentive limit is subject to change without notice. Incentives for measures can be up to 100% for Prescriptive projects and 50% for Custom projects of the total project cost of a specific measure but shall not exceed the incentives set by your Energy Smart utility for each measure on the application Worksheet(s).
- 6. Compliance:**
 - a. All projects must comply with applicable federal, state and local laws.
 - b. All equipment must be new or retrofitted with new components.
 - c. The purchase and installation of used equipment is not eligible for incentives. Existing equipment must be removed and/or permanently disconnected.
 - d. Equipment must meet specification requirements as defined in application Worksheets and Equipment Guidelines.
- 7. Payment:** Approved Final Applications will receive payment within 8-10 weeks of signed payment approval. Incomplete applications will either delay payments or result in denial of application approval. Your Energy Smart utility reserves the right to refuse payment and disqualify Customer from participating in the program if the customer or their contractor violates any program Terms and Conditions. The qualified equipment must be installed and operating for the rated life of the product(s) or for a period of three (3) years from receipt of rebate, whichever is more. If the qualified equipment is removed or replaced with less efficient equipment, or if Customer ceases to be a customer of your Energy Smart utility during the three (3) years, Customer shall refund a prorated amount of rebate dollars based on the time installed within thirty (30) days of receipt of notice from your Energy Smart utility.
- 8. Inspection:** Energy Smart staff may conduct inspection(s) of the project site to survey existing conditions and/or newly installed equipment.
- 9. Publicity:** Your Energy Smart utility reserves the right to publicize Customer's participation in this program, unless Customer specifically requests in writing otherwise.
- 10. Program Discretion:** Incentives are available on a first-come, first-served basis. Incentive amounts and offerings are subject to change and/or termination without notice and at the discretion of your Energy Smart utility.
- 11. Disclaimers:** Your Energy Smart utility:
 - a. does not endorse any particular manufacturer, product, labor or system design by offering this program;
 - b. is not responsible for any tax liability imposed on the customer as a result of the payment of incentives. Your Energy Smart utility is tax exempt;
 - c. does not expressly or implicitly warrant the performance of installed equipment or contractor's quality of work (contact your contractor for detailed warranties);
 - d. is not responsible for the proper disposal/recycling of any waste generated as a result of this project;
 - e. is not liable for any damage caused by the installation of the equipment and/or for any damage caused by the malfunction of the installed equipment.
- 12. Participating Trade Ally Program:** Participating Trade Allies must adhere to standards of acceptable behavior and performance. Violation of these standards could result in removal from the program. Should an alleged violation occur, the contractor will be contacted.
- 13. Indemnification:** Customer shall, to the fullest extent permitted by law, indemnify and hold harmless your Energy Smart utility, and their officers, agents and employees harmless from and against all losses and litigation expenses arising out of or resulting from the performance of work hereunder and caused, in whole or part, by any act or omission of Contractor. Your Energy Smart utility shall further be entitled to all cost (which include both internal and external) incurred in the process of enforcing this or any other provision under this agreement. This provision is not intended and is not to be construed as a waiver of the defense of governmental immunity otherwise available nor is it construed as a waiver of the defense of governmental immunity otherwise available nor is it intended to grant third party beneficiary status to any person or entity.
- 14. Governing Law:** This agreement is construed in accordance with Michigan law, without regard to conflict of laws, provisions, and venue is in the county in which the municipality resides.
- 15. Intellectual Property:** No rights in copyright, patents, trademarks, trade secrets, or other intellectual property are granted to contractor and/or subcontractor except as expressly provided under these Terms. Contractor and/or subcontractor will not register or use any mark and/or internet domain name that contains any Energy Smart intellectual property.

You can submit your
documents one of two ways...

FAX
517-203-0658

EMAIL
energysmart@franklinenergy.com